

# Dashboard: January - March 2017: Part 1

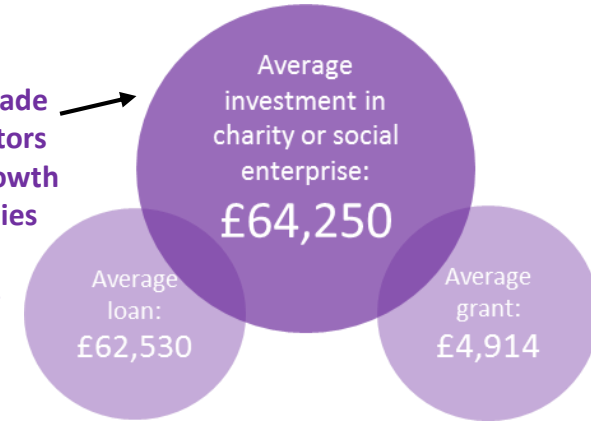
## THE GROWTH FUND

For more information on the Growth Fund and how it works see our website [here](#)

Funding organisations to make small loans to charities and social enterprises

Read our latest Growth Fund blogs [here](#)

Details of investments made by social investors through the Growth Fund to charities and social enterprises



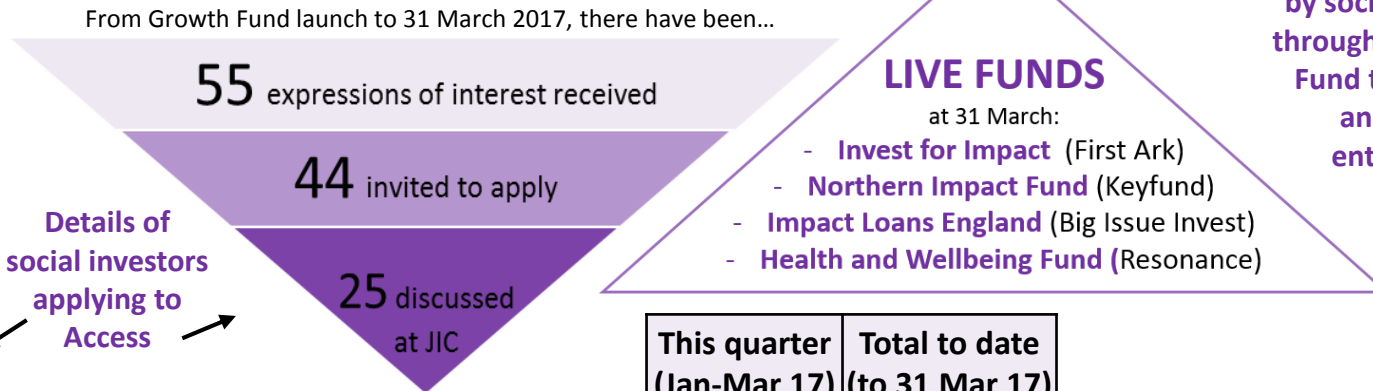
At 31 March 2017...  
**19** social investors were in the pipeline, of which

**8** were working on their applications

**1** application was in due diligence

**6** offers had been made and were in final negotiation

**4** funds had been launched



	This quarter (Jan-Mar 17)	Total to date (to 31 Mar 17)
Number of social investors to launch funds	0	4
Number of enquiries received by social investors from charities/ social enterprises	183	427
Number of applications received by from charities/ social enterprises	23	57
Number of applications approved	31	40
Number of loans disbursed	20	22
Funds social investors have committed to charities/ social enterprises	<b>£2,525,600</b>	<b>£2,840,600</b>
Funds social investors have drawn down from Access	<b>£1,825,985</b>	<b>£2,120,388</b>
Funds social investors have deployed to charities and social enterprises	<b>£1,285,000</b>	<b>£1,345,000</b>

Details of social investors applying to Access

Map shows the location of the charities and social enterprises to have received loans

**CLICK**  
**HERE**

to view the interactive map, showing the data behind each investment



Building the capacity of charities and social enterprises to manage their impact

## REACH

Number of charities & social enterprises to have successfully applied for investment since receiving a Reach Fund grant:

6

Investment readiness grants for charities and social enterprises available via social investor 'Access Points'

Map shows the location of the charities and social enterprises to have received grants

[CLICK HERE](#)

to view the interactive map, showing the data behind each grant



For more information see [reachfund.org.uk](http://reachfund.org.uk) or read [why we chose this approach](#)

Total grant awarded this quarter:  
**£191,830**

Average grant awarded this quarter:  
**£13,702**

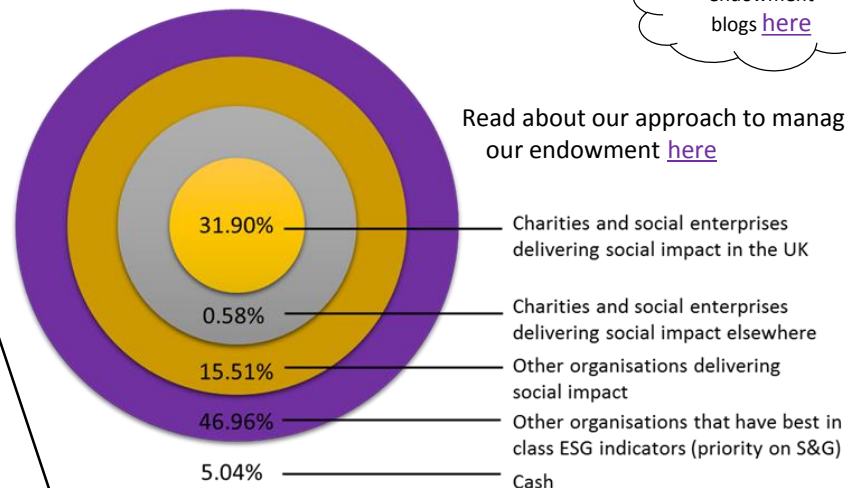
### ACCESS POINTS at quarter's end:

- Key Fund
- FSE Group
- Social Finance
- Resonance Ltd
- Big Issue Invest
- CAF Venturesome
- Northstar Ventures
- Social and Sustainable Capital
- Somerset Community Foundation
- Co-operative and Community Finance

## WHERE IS OUR ENDOWMENT?

Read our latest endowment blogs [here](#)

Read about our approach to managing our endowment [here](#)



	This quarter (Jan-Mar 17)	Total to date (to 31 Mar 17)
Number of social investors to register as Access Points	0	10
Number of Access Points to make grants	6	7
Website registrations	24	66
Number of grants awarded	14	21
Amount of grant awarded	£191,830	£290,179
Average grant awarded	£13,702	£13,818

Read our latest capacity building blogs [here](#)

## GROWTH STRAND

The Growth Strand pilot phase opened for applications on **10 Feb 17**

5 impact management training sessions

Total pilot phase grants requested:  
**£1,419,453**

Average grant request:  
**£47,315**

105 attendees (from 77 organisations)

Grants will be awarded from **June 2017**

30 pilot round applications (from 13 providers)

For more information go to [accessimpact.org](http://accessimpact.org)

## PATHWAY STRAND

## OUTREACH

2 co-design sessions

19 participating organisations

8 outreach events

218 attendees